




WALLACE® IUI

# Intra-uterine Insemination Catheters



Hub designed for ease of control



Bilateral smooth side eyes

# Wallace® IUI

The Wallace® IUI catheter is a premium quality device featuring a smooth tip and formable outer sheath for optimal control over placement within the uterus.<sup>1</sup> The two-piece design replicates the Wallace Classic catheter and is also suitable for embryo transfer technique training.

- Flexible outer sheath with memory, can be pre-curved to aid insertion
- Smooth rounded tip designed to minimize trauma and maximize success rates<sup>1</sup>
- Similar catheter design to Wallace embryo transfer catheter range, helping develop an effective technique
- Bilateral side eyes for maximum dispersion of sperm and minimal risk of blockage
- Compatible with the Wallace stylet for difficult procedures

### Product Configurations

- Intra-uterine insemination catheter (18cm)
- Malleable Stylet – for difficult transfer (18cm)

Technical Information	Wallace® IUI
Inner catheter (ID)	1.07mm
Inner catheter (OD)	1.58mm
Outer sheath outer diameter (OD)	2.3mm
Stylet protrusion from outer sheath	2.0mm
Volume of catheter not including hub (18cm)	0.17ml
Volume per cm of catheter	0.009ml

### Product Compatibility and Order Codes

Compatible with:	Intra-uterine insemination AIC18 Quantity:10 Intra-uterine Insemination catheter (18cm)
1816ST	•
Quantity:10 Stylet for introducing the 18cm ET catheter	

• = Compatible

1. Lavie, O et al. (1997). Ultrasonographic endometrial changes after intrauterine insemination: a comparison of two catheters. *Fertility and Sterility*. Vol.68, 4: 731-734